



**Ruth Miskin  
Training**



**Read Write Inc. Phonics  
Parents' Meeting**

**Listening to your child read**

**Miss Barnwell  
Phonics and Early Reading Lead**



## Read Write Inc

---

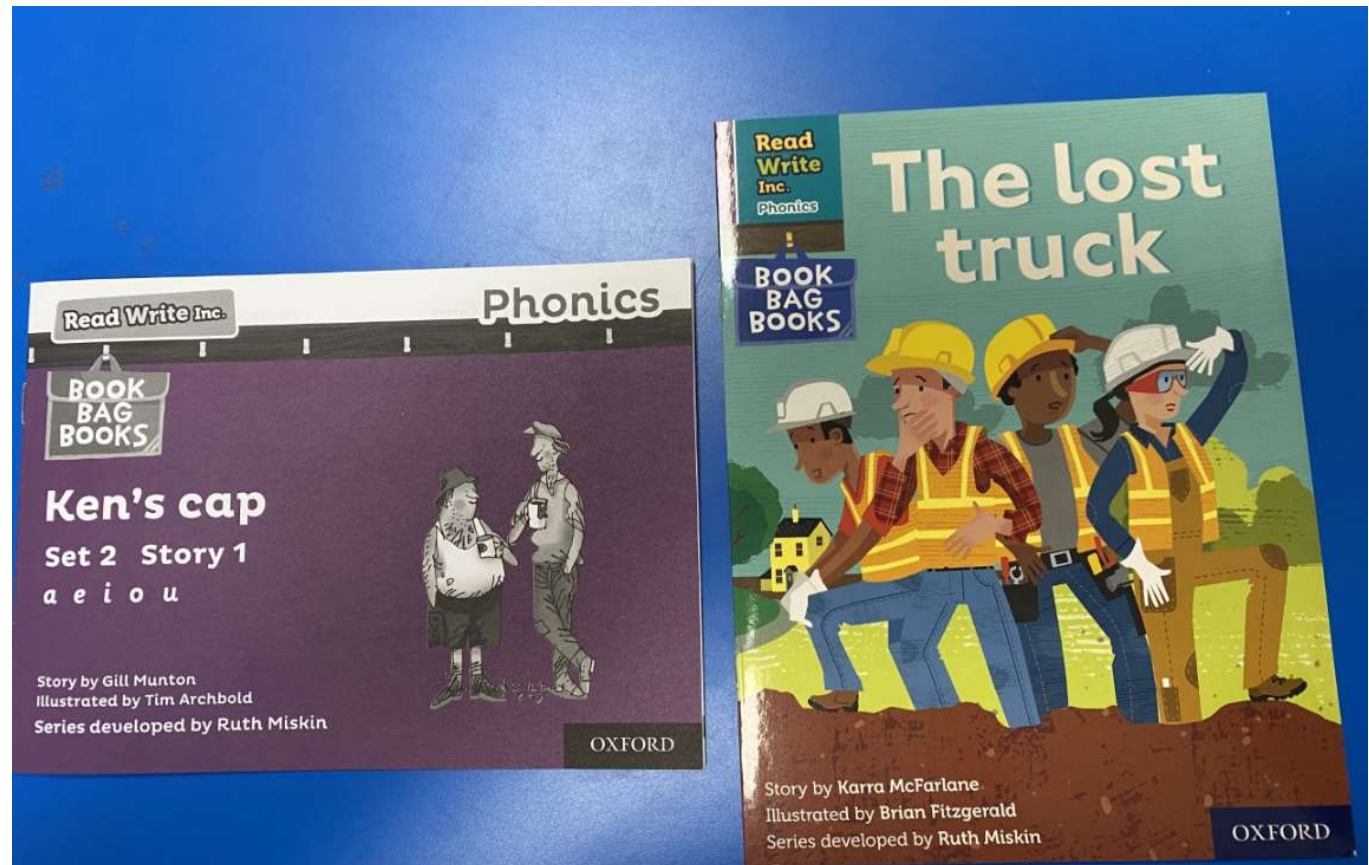
The school is using a phonics program called Read Write Inc.



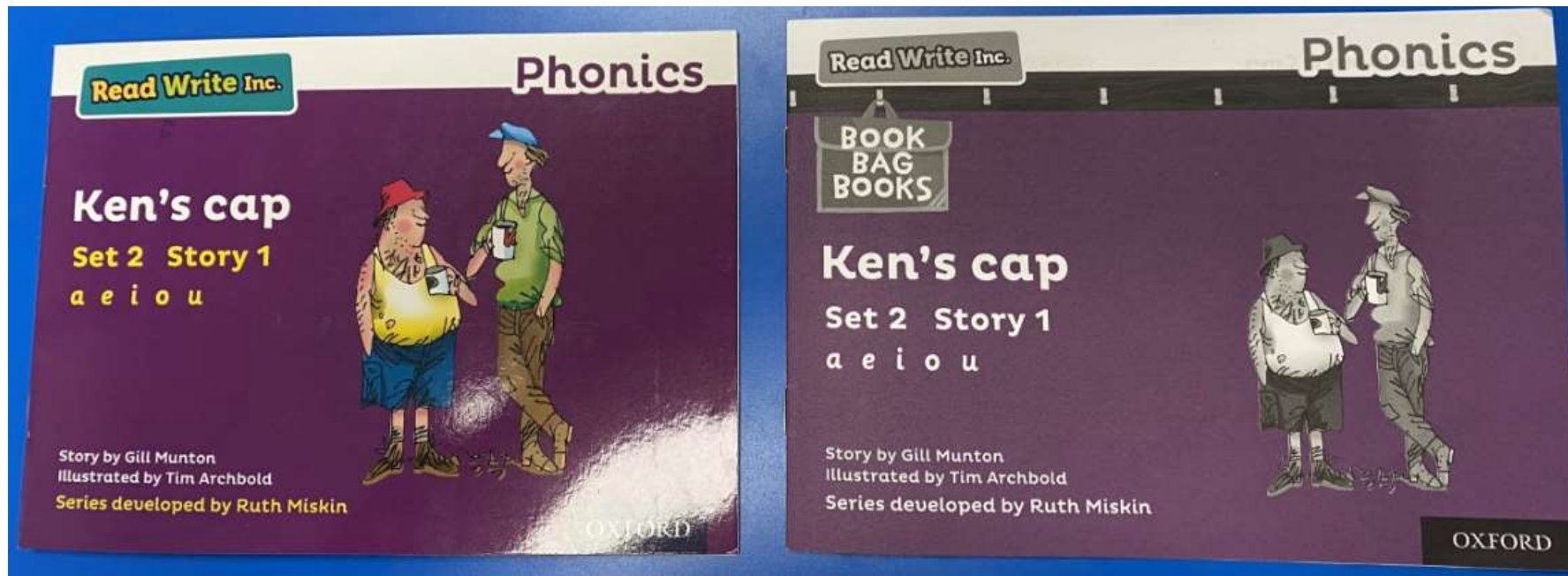
The lesson is 50 minutes every day.

The lesson focuses on learning a new sound and lots of opportunities for reading and spelling.


# Your child will bring home 2 reading books




One of the reading books is the same book that your child will read in class.



# Book Bag Books



- Extra reading practice at home
- Uniquely matched to the *Read Write Inc.* Phonics Storybooks.
- Reinforce children's learning of phonics at the appropriate level.
- Helps to make even faster progress in reading.



# Speed Sounds

**Speed Sounds**

**Consonants** Ask children to say the sounds.

f	l	m	n	r	s	v	z	sh	<b>th</b>	ng
ff	<b>ll</b>		nn		ss	ve	zz			nk
							s			

b	c	d	g	h	j	p	qu	t	w	x	y	ch
bb	k		gg			pp		tt	wh			tch
	<b>ck</b>											


Each box contains one sound but sometimes more than one grapheme.  
Focus graphemes for this story are circled.

**Vowels** Ask children to say the sounds in and out of order.

a	e	i	o	u
at	hen	in	on	up


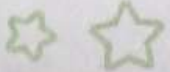
  


ay	ee	igh	ow	oo
day	see	high	blow	zoo



The sounds that are circled and in **bold** are the focus sounds.  
Your child should know all of the sounds.  
Adult can point to each sound and your child say the sound.

# Story Green Words

 **Story Green Words**  *Ask children to read the words first in Fred Talk and then say the word.*

 Dan Ken tip-up truck mud pit back  
slop cap hut

*Ask children to read the root first and then the whole word with the suffix.*

tip → tips

These words appear in the book. Help your child read these words **but** try not to tell them the word.

# 'Special Friends', 'Fred Talk', Read the word

1.4

ship

This is how we  
teach your child to  
read at school.

## 1. Special Friends

2 or 3 letters that make 1 sound

**sh ay oo igh**

## 2. Fred Talk

Sound out each phoneme

**sh i p**

## 3. Read the word

Read the whole word



# 'Special Friends', 'Fred Talk', read the word

1.4

ship

## 1. Special Friends

2 or 3 letters that make 1 sound

**sh ay oo igh**

## 2. Fred Talk

Sound out each phoneme

**sh i p**

## 3. Read the word

Read the whole word

### Black Hat Bob

Black Hat Bob  
is on his ship.

This is his peg leg.



# Speedy Green Words

**Speedy Green Words**

Ask children to practise reading the words across the rows, down the columns and in and out of order clearly and quickly.

full	has	lost
his	lost	left
in	that	got
left	is	yes

These speedy green words are at the back of the book and your child should be able to read these words fast 'speedily'.

Adult could point to the words and your child reads.

# Red Words

I

said

This is Red Hat Rob.



“I will grab that cash box,” he said.

The **red words** are tricky words. These words **cannot** be sounded out using phonics. Your child just needs to remember these words. These words appear in the book in red writing. If your child gets stuck on these red words in the book you can just tell them.

# Red Words

**Red Words** *Ask children to practise reading the words across the rows, down the columns and in and out of order clearly and quickly.*

the	of	to
no	my	I
said	are	your
you	be	put



## 1. Special Friends

2 or 3 letters that make 1 sound

**sh ay oo igh**

## 2. Fred Talk



Sound out each phoneme

**sh i p**

## 3. Read the word

Read the whole word

# Listen to your child read each page.



If your child gets stuck on a word, do not tell them the word (unless it is a red word. Red words will be in red). Ask them to spot any special friends and to Fred talk the word.

Dan has got to tip the mud in this pit.

Dan tips up the back of the truck.

Slop slop

Yes! The mud is in the pit.



But Ken has lost his cap.

“Is it in **the** hut?”

“**No.**”



# Question to help support comprehension skills

**Questions to talk about**

*Ask children to TTYP for each question using 'Fastest finger' (FF) or 'Have a think' (HaT).*

- p.9** (HaT) Who is standing in the pit while Dan is in the tip-up truck?
- p.10** (FF) What noise does the mud make when it is going into the pit?
- p.11** (FF) Where does Dan think the cap could be?
- p.12** (FF) Where else does Dan think the cap could be?
- p.13** (FF) Where has Ken left his cap?

**Page numbers to find the answers on**

Each book has some questions for you to ask your child. These questions will be at the back of the book.

It tell you which page numbers the answers will be on.



# Please look after the reading books!

## Home Reading Book Not Returned

Your child was given 2 reading books on

\_\_\_\_\_

Please can you return these books to school.

The titles of these books are

\_\_\_\_\_

and

\_\_\_\_\_

If these books are not returned to school you will be charged £4 per book.



Books should be kept in your child's book bag everyday. Children will change books on different days.

There is a charge of **£4 per book** for any books lost or not returned in a good condition.


























# What can you do?

---

- Listen to your child read the same Storybook again and again
- Encourage them to use 'Special Friends', 'Fred Talk', 'read the word'
- Discuss the story and encourage their storyteller voice.

# Handouts for you to take – Rhymes

Rhymes for letter formation - taken from Read Write Inc.

a 	b 	c 	d 	e 	f 
Around the apple and down the leaf.	Down the laces to the heel and around the toe.	Curly around the caterpillar.	Around the dinosaurs bottom, up his tall neck & down to his toes.	Lift off the top and scoop out the egg.	Down the stem and draw the leaves.
g 	h 	i 	j 	k 	l 
Around the girls face, down her hair and give her a curl.	Down the head, to his hooves and over his back.	Down the body and dot for the head.	Down his body, curl, dot for his head.	Down the kangaroo's body tail and leg.	Down the long leg.
m 	n 	o 	p 	qu 	r 
Down Maisie, mountain, mountain.	Down Nobby and over his net.	All around the orange.	Down the pirates plait and around his face.	Round her head, up past her earring, down her hair, and flick.	Down the robots back and curl over his arm.
s 	t 	u 	v 	w 	x 
Slither down the snake.	Down the tower, across the tower.	Down and under, up to the top and draw the puddle.	Down a wing, up a wing.	Down, up, down, up.	Down the arm and leg, repeat the other side.
y 	z 				
Down a horn, up a horn and under head.	Zig-zag-zig.				



Around the apple  
and down the  
leaf.

# Handouts for you to take - Phonics Sound mat



oo oo ar or ay ee igh ow air ir ou oy or



are ur ow oi er a-e ea i-e o-e u-e ai oa



ire ear ure aw ew cious tious tion e

Say it, Pinch it, Write it



ue ie au e-e kn ck wh ph

ABC		●	Read
capital letters	finger spaces	full stop	read it again

# Handouts for you to take – Red Words Checklist

Name \_\_\_\_\_



Date \_\_\_\_\_

## Red Word Checklist

Red Words Set 1									
Read	Spell	Read	Spell	Read	Spell	Read	Spell	Read	Spell
I		the		my		you		said	
your		are		be		of		no	
put									

Red Words Set 2									
Read	Spell	Read	Spell	Read	Spell	Read	Spell	Read	Spell
what		all		was		we		so	
to		me		call		her		there	
want		go		old		some		he	
she									

Red Words Set 3									
Read	Spell	Read	Spell	Read	Spell	Read	Spell	Read	Spell
does		tall		come		watch		who	
were		brother		any		their		where	
two		small		love		many		here	
once		buy		worse		thought		talk	
caught		bought		walk		could		anyone	
would		great		son		water		should	
now		how		down		saw		school	

Red Words Set 4									
Read	Spell	Read	Spell	Read	Spell	Read	Spell	Read	Spell
they		half		Monday		eight		eighteen	
going		over		fourteen		orange		Wednesday	
by		laugh		April		don't		July	
do		these		four		because		can't	
one		people		February		grey		another	
ball		Mr		Mrs		bear		other	
through		baby		only		told		why	
even		key		mother		eye		friend	
above		father		wear		whole		everyone	

## Red Word Checklist

Red Words Set 1									
Read	Spell	Read	Spell	Read	Spell	Read	Spell	Read	Spell
I		the		my		you		said	
your		are		be		of		no	
put									

## Online resources available

---

Ruth Miskin Parents' Page:

<http://www.ruthmiskin.com/en/parents/>



Free e-books for home reading:

<http://www.oxfordowl.co.uk/Reading/>



Ruth Miskin Facebook:

<https://www.facebook.com/miskin.education>

---

The more that you **read**, the more things you will **know**. The more that you **learn**, the more **places you'll go!**

Dr. Seuss

# Any other questions

---

Q&A